

OT 110/170-240/1A0 4DIMLT2 G2 CE (NEW)

OPTOTRONIC - 4DIM NFC IP20 | DALI-2, AstroDIM, StepDIM, MainsDIM – constant current LED drivers



Product family features

- Supply voltage: 220...240 V
- Current output range: 70...1,050 mA
- Easy and fast wireless luminaire programming via NFC
- Flexible current setting with one additional wire (LEDset2)
- AstroDIM for autonomous dimming with five independent levels (astro, time mode)
- Allows for energy saving in twilight phases
- MainsDIM function for dimming via reduction of line voltage amplitude
- Isolated DALI interface for bidirectional telemanagement systems
- Standby power consumption: < 0.35 W
- Constant Lumen Output (CLO)
- Overtemperature protection via external NTC
- Integrated customizable thermal management (Driver Guard)

Product family benefits

- 4DIM functionality in one device (StepDIM, AstroDIM, MainsDIM, DALI)
- DALI-2 certified incl. Parts 251, 252, 253
- Easy and fast wireless luminaire programming
- Very high efficiency
- Wide current output range: 200 mA...1050 mA
- High surge protection: up to 10 kV (in protection class I or II)
- Great flexibility due to wide operating temperature range of -40...55 °C or 60 °C
- Protection through double isolation between mains input and LED output



Areas of application

- Street and urban lighting
- Industry
- Suitable for outdoor applications in luminaires with IP > 54
- Suitable for use in outdoor luminaires of protection class I and II

Technical data

Electrical data

Max. ECG no. on circuit breaker 10 A (B)	7
Max. ECG no. on circuit breaker 16 A (B)	12
Maximum output power	110 W
Minimum output current	70 mA
Nominal output current	200...1050 mA
Nominal output power	110 W ¹⁾
Nominal output voltage	80...220 V
Nominal input voltage	220...240 V
Input voltage AC	170...264 V
Input voltage DC	176...276 V ²⁾
Device power loss	8.0 W
Efficiency in full-load	93 % ³⁾
Inrush current	65 A ⁴⁾
Power factor λ	0.74C...0.99 ⁵⁾
Mains frequency	0/50/60 Hz ²⁾
Surge capability (L-N)	6 kV
Surge capability (L/N-Ground)	10 kV
U-OUT (working voltage)	250 V
Output current tolerance	± 3 % ⁶⁾
Output ripple current (100 Hz)	< 5 %
Total harmonic distortion	< 5 % ⁷⁾
Default output current	700 mA

1) Max. 75% in DC operating mode

2) Additional fuse needed in DC operation

3) at 230 V, 50 Hz

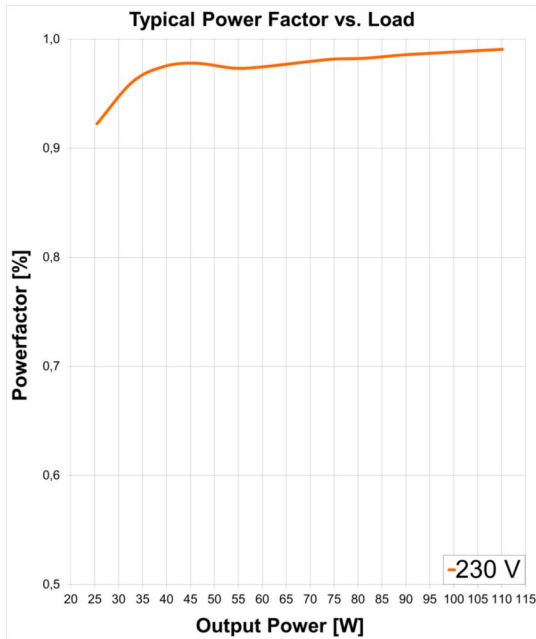
4) At 160 μ s

5) Full load

6) +/- 5% for LEDset down to 300mA

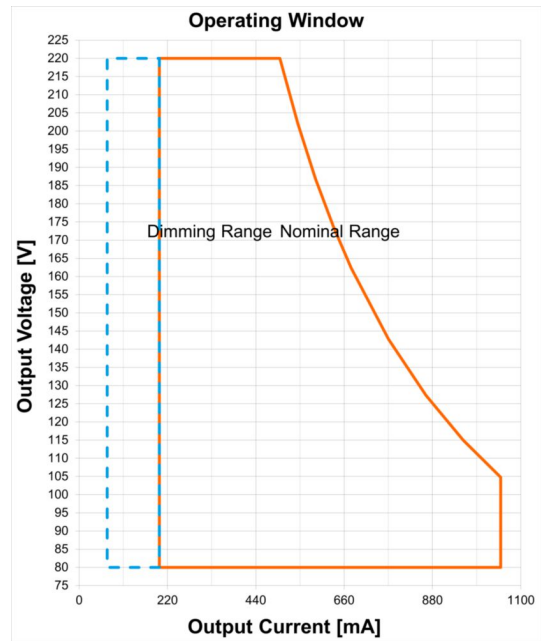
7) At full power

Typical Power Factor v Load



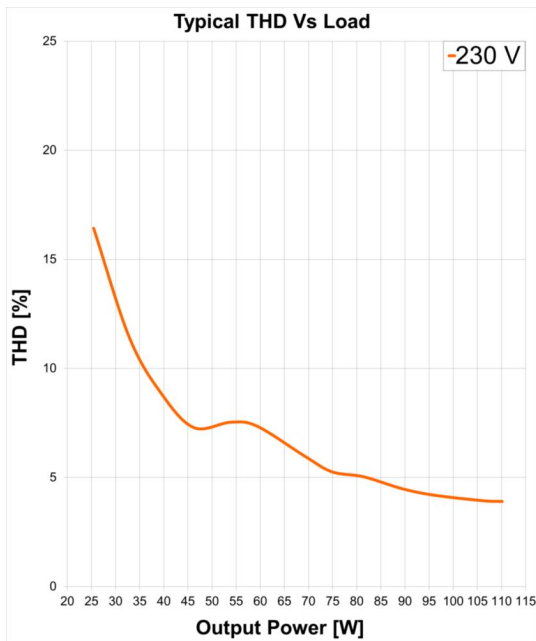
OT 110/170-240/1A0 4DIMLT2 G2 CE Typical Power Factor vs. Load

Operating Window



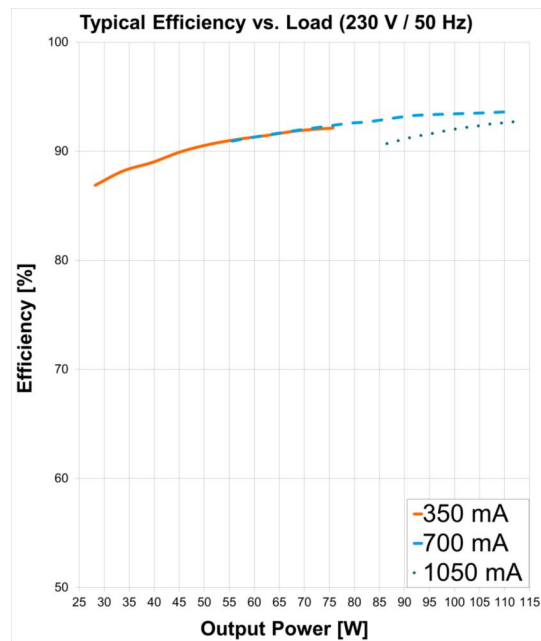
OT 110/170-240/1A0 4DIMLT2 G2 CE Operating Window

Typical THD v Load



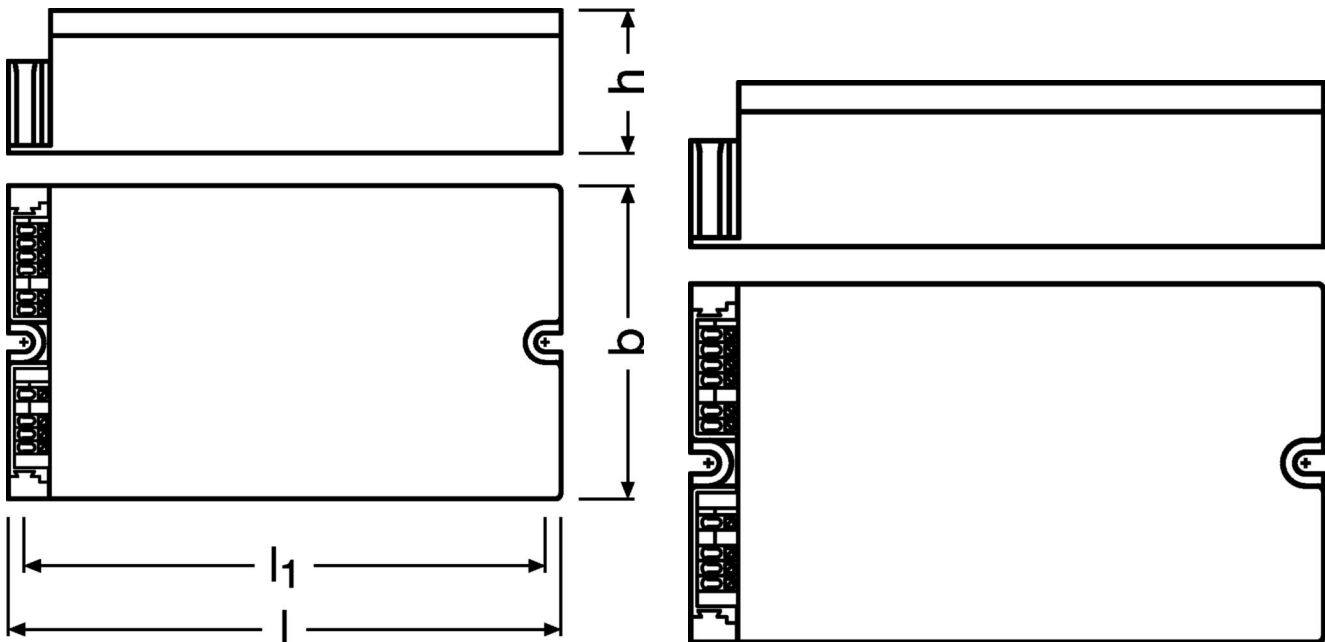
OT 110/170-240/1A0 4DIMLT2 G2 CE Typical THD Vs Load

Typical Efficiency v Load 230 V 50 Hz



OT 110/170-240/1A0 4DIMLT2 G2 CE Typical Efficiency vs. Load (230 V 50 Hz)

Dimensions & weight



Product weight	780.00 g
Length	150.0 mm
Height	40.0 mm
Width	90.0 mm
Cable cross-section, input side	0.2...1.5 mm ²
Cable cross-section, output side	0.2...1.5 mm ²
Mounting hole spacing, length	134.0 mm
Mounting hole spacing, width	not relevant mm
Wire preparation length, input side	8.5...9.5 mm

Colors & materials

Casing material	Plastic
-----------------	---------

Temperatures & operating conditions

Ambient temperature range	-40...+55 °C
Max.housing temperature in case of fault	120 °C
Maximum temperature at tc test point	85 °C
Permitted rel. humidity during operation	5...95 % ¹⁾
Temperature range at storage	-25...85 °C

1) The luminaire manufacturer must ensure that condensation water cannot be created within the fixture.

Expected Lifetime

Product name				
OT 110/170-240/1A0 4DIMLT2 G2 CE	ECG ambient temperature [ta]	55	45	43
	Temperature at tc-point [°C]	85	75	73
	Lifetime [h]	50000	85000	100000

Lifespan

ECG lifetime	50000 h / 100000 h ¹⁾
---------------------	----------------------------------

1) At maximum $T_c = 85^\circ\text{C}$ / 10% failure rate / At $T_c = 73^\circ\text{C}$ / 10% failure rate

Additional product data

Predecessor EAN	4052899925205
------------------------	---------------

Capabilities

Max. cable length to lamp/LED module	2.0 m ¹⁾
Number of channels	1
Dimmable	Yes
Dimming interface	4DIM / AstroDIM / DALI / MainsDIM / StepDIM
Dimming range	10...100 %
Overload protection	Automatic reversible
Overheating protection	Automatic reversible
Short-circuit protection	Automatic reversible
Suitable for emergency lighting	Yes
Suitable for fixtures with prot. class	I / II
Constant lumen function	Programmable
LEDset	Yes
No-load proof	Yes

1) Output wires must be routed as close as possible to each other

Programming

Box programming	Yes
-----------------	-----

Programmable features

AstroDIM	Yes
Configuration Lock	Yes
DALI-2 Luminaire Data	Yes ¹⁾
Driver Guard	Yes
Emergency Mode	Yes
MainsDIM	Yes
StepDIM	Yes
Thermal Protection	Yes

1) Acc. DALI part 251

Certificates & standards

Type of protection	IP20
Standards	Acc. to EN 61347-1 / Acc. to EN 61347-2-13 / Acc. to EN 62384 / Acc. to EN 55015:2006 + A1:2007 + A2:2009 / Acc. to EN 61547 / Acc. to FCC 47 part 15 class B / Acc. to IEC 61000-3-2 / Acc. to IEC 61000-3-3 / Acc. to IEC 62386-101 / Acc. to IEC 62386-102 / Acc. to IEC 62386-207 / UL-8750
Approval marks – approval	CCC / CE / DALI-2 / EL / ENEC / RCM / VDE / VDE-EMC

Logistical data

Commodity code	85044083900
----------------	-------------

Environmental information

Information according Art. 33 of EU Regulation (EC) 1907/2006 (REACH)	
Date of Declaration	01-08-2024
Primary Article Identifier	4052899981959 4050732430824
Declaration No. in SCIP database	In work
SCIP_STATUS	In work
SCIP_ID	

Ecodesign regulation information:

Intended for use with LED modules.

The forward voltage of the LED light source shall be within the defined operating window of the control gear in all operating conditions including dimming if applicable.

Separate control gear and light sources must be disposed of at certified disposal companies in accordance with Directive 2012/19/EU (WEEE) in the EU and with Waste Electrical and Electronic Equipment (WEEE) Regulations 2013 in the UK. For this purpose, collection points for recycling centres and take-back systems (CRSO) are available from retailers or private disposal companies, which accept separate control gear and light sources free of charge. In this way, raw materials are conserved and materials are recycled.

Additional product information

- The luminaire manufacturer must ensure that condensation water cannot be created within the fixture and, in particular, cannot affect the functionality of the product. Failing to comply with this requirement will make invalid any warranty claim.

Download Data

File		
Certificates	PDF	▶RCM Certificate CS10824N
Certificates	PDF	▶OT VDE ENEC 40050684 160724
Certificates	PDF	▶OT 110 4DIM LT2 G2 EATON AM35339 210520
Certificates	PDF	▶OT 110 4DIM LT2 G2 INOTEC AM35339 210520
Certificates	PDF	▶OT Outdoor VDE TESTREPORT 276377 220920
Certificates	PDF	▶VDE ENEC Certificate 40043863
Certificates	PDF	▶VDE ENEC Certificate 40043863 appendix
Certificates	PDF	▶CCC Certificate 2018171002002265
Certificates	PDF	▶EATON(CEAG)-Conformity declaration AM03548 OT 110/170-240/1A0 4DIMLT2 G2 CE
Certificates	PDF	▶INOTEC-Conformity declaration AM03548 OT 110/170-240/1A0 4DIMLT2 G2 CE
Certificates	PDF	▶EATON(CEAG) Conformity declaration Appendix (DE)
Certificates	PDF	▶INOTEC-Conformity declaration Appendix (DE)
CAD data 3-dim	Compressed	▶OT 110 4DIMLT2G2CE CAD3PDF 060820
Brochures	PDF	▶4 DIM NFC G3 CE LED drivers and T4T C (EN)
CAD data 2-dim	Compressed	▶OT 110 4DIMLT2G2CE CAD2PDF 060820
CAD data	Compressed	▶CAD data STEP OT 110/170-240/1A0 4DIMLT2 G2 CE
CAD data	Compressed	▶OT 110 4DIMLT2G2CE IGS 060820
CAD data	Compressed	▶OT 110 4DIMLT2G2CE STEP 060820
Mandatory Publications	PDF	▶OT 1DIMLT2 G1 4DIMLT2 G2 CE 3806542 061221
Mandatory Publications	PDF	▶OT DIM LT2 CE UK DoC 4291524 260221
Mandatory Publications	PDF	▶EU Declaration of Conformity 3629845
User instruction	PDF	▶OPTOTRONIC Outdoor
User instruction	PDF	▶OPTOTRONIC Outdoor

ISOLATION	Input/Mains	EQUI	DALI	LEDset	LED Output	Case	AUX	LSI	NTC
Input/Mains	-	Double	Basic	Double	Double	Double			Double
EQUI	Double	-	Double	Basic	Basic	Basic			Double
DALI	Basic	Double	-	Double	Double	Double			Double
LEDset	Double	Basic	Double	-		Basic			
LED Output	Double	Basic	Double		-	Basic			
Case	Double	Basic	Double	Basic	Basic	-			Basic
AUX							-		
LSI								-	
NTC	Double	Double	Double			Basic			-

Logistical Data

Product code	Product description	Packaging unit (Pieces/Unit)	Dimensions (length x width x height)	Volume	Gross weight
4052899981959	OT 110/170-240/1A0 4DIMLT2 G2 CE	Shipping carton box 10 Pieces	385 x 300 x 125 mm	14.44 dm ³	812.60 g

The mentioned product code describes the smallest quantity unit which can be ordered. One shipping unit can contain one or more single products. When placing an order, for the quantity please enter single or multiples of a shipping unit

Data privacy

This OSRAM driver can be configured using the Tuner4TRONIC software. This requires registering on www.myosram.com and downloading the Tuner4TRONIC software from the Internet. The Tuner4TRONIC software enables users to access and view the operational data of a luminaire or driver via the corresponding programming interfaces. A password key (Config Lock) must be set up in the driver via the Tuner4TRONIC software in order to control which users can access and view operational data. Follow the instructions for password setup. To grant an external person or company rights to access or view operational data, you can assign password keys. In this case, however, you are responsible for ensuring that the third party concerned takes notice of the information described here.

However, OSRAM can read out operating data from devices for maintenance and service purposes even when a password key has been assigned. In individual cases, OSRAM will also use its access rights in order to optimize or improve driver hardware and driver functions. In accordance with data privacy principles, any user of operating data (luminaire manufacturers, third parties with access rights) must ensure that personal data (e.g. name, address, location IDs) are only merged with the prior written consent of the person (end user) concerned. The respective user of the operating data is responsible for providing evidence of consent.

Accessories Optional

Product description	Accessory name	Accessory code
OT 110/170-240/1A0 4DIMLT2 G2 CE	DALI magic	▶ 6977078996907
OT 110/170-240/1A0 4DIMLT2 G2 CE	DALI magic	▶ 6977078997416
OT 110/170-240/1A0 4DIMLT2 G2 CE	PRH101 -USB	▶ 6977078996938
OT 110/170-240/1A0 4DIMLT2 G2 CE	CPR30 -USB	▶ 6977078996945
OT 110/170-240/1A0 4DIMLT2 G2 CE	NFC Scanner by TERTIUM Technology	▶ 4055462203571
OT 110/170-240/1A0 4DIMLT2 G2 CE	NFC Scanner by TERTIUM Technology	▶ 4055462290281

Disclaimer

Subject to change without notice. Errors and omission excepted. Always make sure to use the most recent release.